



# Robot Compact 80

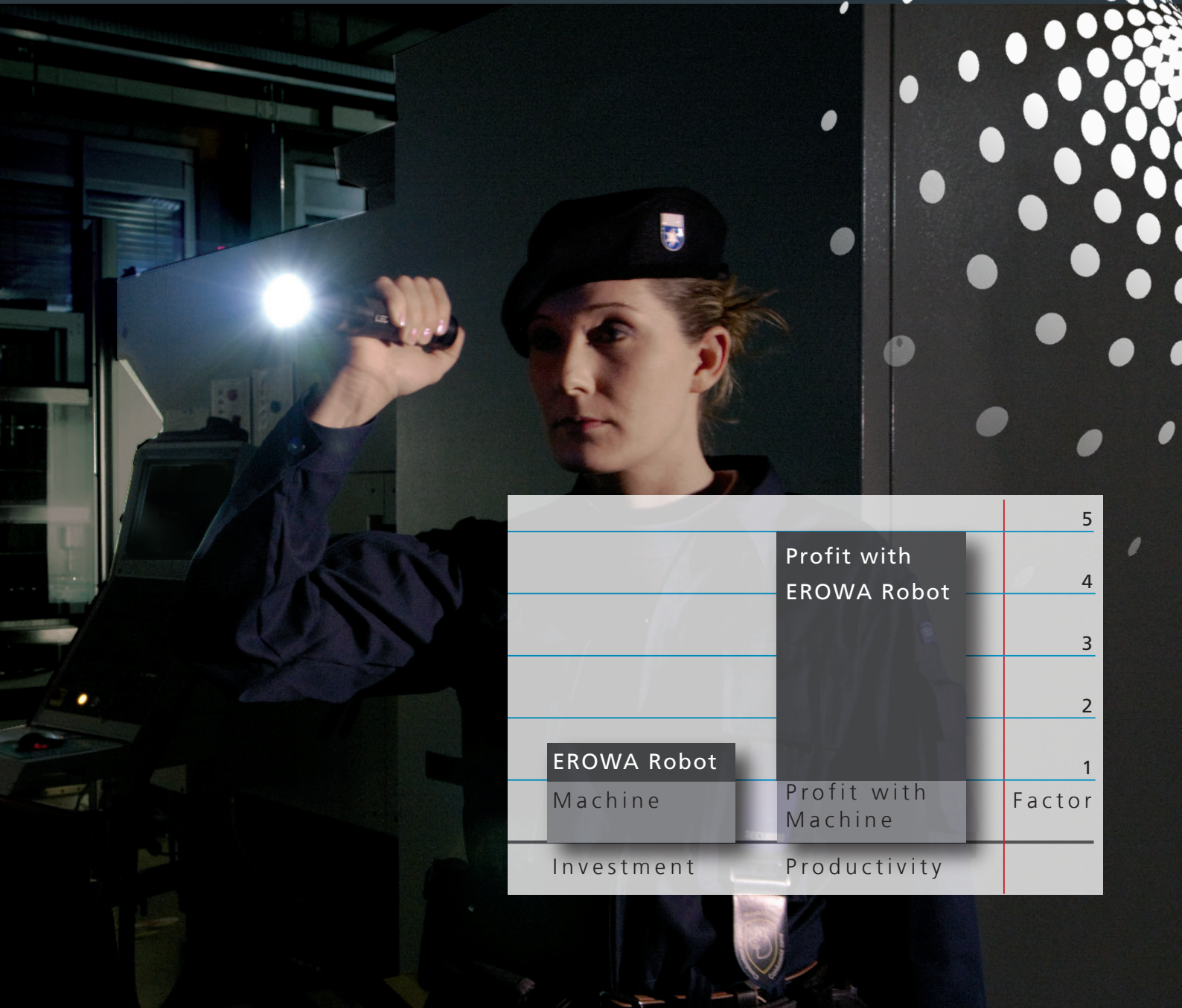
Plenty of power – many benefits



# Is your Production asleep?

Your machines are profitable when they are producing. They should run during the day, in off-peak hours and at night, even on weekends. Achieving this goal means combining all production requirements in a plan.


The plan is called "Flexible Manufacturing Concept – FMC". It is implemented in carefully measured steps.



		5
	Profit with EROWA Robot	4
		3
		2
EROWA Robot		1
Machine	Profit with Machine	Factor
Investment	Productivity	




Plenty of power in a small space 4  
 Optimal ratio of large number of magazine locations and small footprint



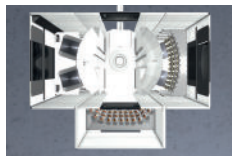
Two Machines – one Robot 6  
 Whether loading left or right, or on both sides, the Robot Compact 80 does it



Various Pallet Sizes 8  
 Mixed pallet operation possible with automatic gripper exchange



Variable magazine levels 10  
 Variable magazine loading adapted to your needs  
 From small ITS electrode holders to large UPC 320 pallets



Three Magazines 12  
 50% more magazine capacity with minimum space requirement



Slide out of the Way 14  
 Just slide away and work manually at the machine



So little Space 16  
 The Robot Compact 80 fits in almost every gap





25 Years of Experience 18  
 Quickly installed and ready



# Plenty of power in a small space

The EROWA Robot Compact 80 provides the right balance between a large number of magazine locations and a small footprint.





Fast start-up by a practical  
Monoblock architecture:  
installation – connection – alignment – production.



The modern LED display for the current  
operating mode is clear and fully integrated.

#### THE ULTIMATE SPACE-SAVER

- Requires only 2 m<sup>2</sup> footprint
- Large and flexible magazine capacity, from small ITS holders to large UPC 320 pallets
- Fast start-up
- Attractive price with plenty of power



The high and slender design of the robot  
is suitable for optimal use of space in the  
workshop.



The swing doors allow easy access to the  
workpiece magazines.



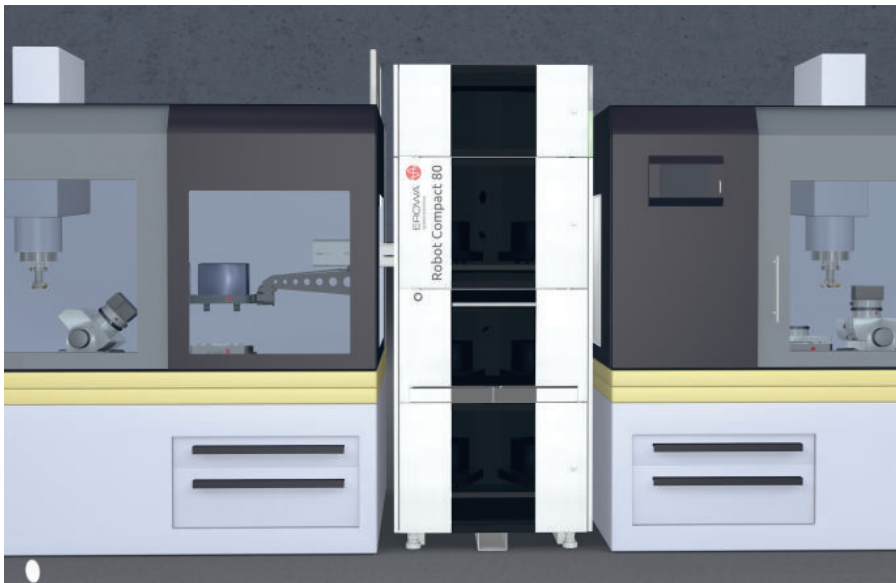
Also the optional loading station can be  
integrated to save space.



# Two Machines – One Robot

If required, the Robot Compact 80 can supply two machines with workpieces.






EROWA robots are known to increase machine productivity significantly.


A manufacturing cell with two machines and a EROWA Robot Compact 80 takes up little space.

#### DOUBLE-COUPLED


- Supplies two machines
- Automatic pallet identification
- Optimum use of space



With EWISTM RapidScan, the EROWA Robot Compact 80 is always informed about magazine use.




No automatic door in the machine panel? We gladly install one for you. The EROWA RoboDoor is activated by the robot.



The rack magazines are configured as demanded. Mixed operation of different pallets is possible.

# Various pallet sizes

From small to quite large. The EROWA Robot Compact 80 moves up to 11 different pallet sizes for different workpiece sizes.








Even large UPC 320 pallets of up to 80 kg transfer weight are loaded accurately onto the machine.

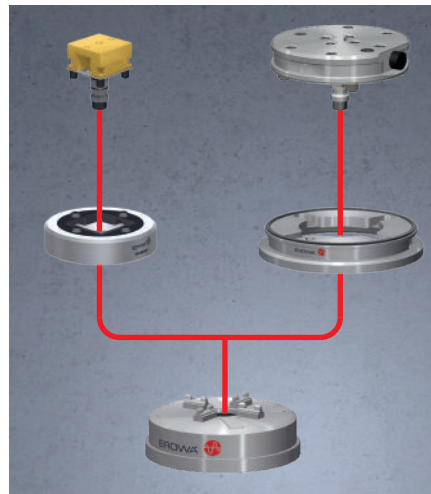
**LARGE AND SMALL MIXED**

- Automatic mixed operation with different pallet sizes
- Always clean chucks with matching covers
- Integrated pallet identification


**Adapter pallets**



One UPC chuck on the machine table - all system sizes automatically exchangeable.




Always clean chucks. Also the proper covers are assigned automatically during the change process.



Mixed operation with different pallet sizes.

# Variable magazine levels for large and small


The magazine levels are tailored to the requirements. Hanging or standing electrodes, pallets of different sizes and the length of the workpieces are accommodated.








Integrated loading station (optional). For setup of large and heavy workpieces at the ergonomically correct height while the robot is working. This is efficient use of time.



Turntable with 4x90° indexing and pallet lock.



Setup and preparation while the robot is in action.

#### ADAPTING TO YOUR NEEDS


- Flexible arrangement of the magazine levels
- Loading station for heavy workpieces
- Pull-out magazine levels
- User-friendly and ergonomic operation



Easy loading and unloading by pull-out magazine drawers. The pull-out is triggered by the integrated handle positions.



The pass-through, the new and ingenious solution to magazine loading with electrode holders. The holders are loaded and replaced from the operator's side of the magazine.




The pull-out magazine levels are also convenient for loading the magazine with an EROWA lift or an overhead crane directly to the magazine position.




# Three Magazines

With over 300 palleted workpieces in the magazine, every nighttime hour is used for production.





Retrofitting is fast, easy and space-saving.  
The third magazine for the EROWA Robot Compact 80. This increases the capacity for palletized workpieces by 50%.



Recessed door handle. The release request is made by the round illuminated button.

#### EXTENDABLE

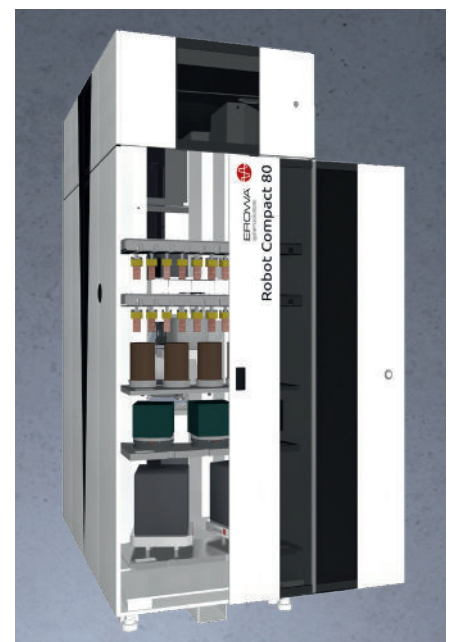
- 50% more autonomy
- Mixed pallet sizes
- Space-saving additional magazine



Different parts are processed in small batches automatically.



The EROWA Robot Compact 80 automatically changes the grippers according to the pallet size.




When space is limited, the sliding door provides a viable solution.



# Slide it out of the Way

For largest possible elbow room from the machine, simply slide the EROWA Robot Compact 80 to the side.





To be truly flexible, it must be possible to work on the machine both automatically and manually.

Simply ingenious! The robot is pneumatically lifted and moved away. Alternatively, a lift truck can be used as well.



#### OUT OF THE WAY!


- Machine access guaranteed
- Precise positioning
- Retrofittable sliding unit



Robot and front-loaded machine in automatic mode.




For manual work, for set-up or repairs and maintenance, the robot is simply pushed aside. Safety zone can be supplied.

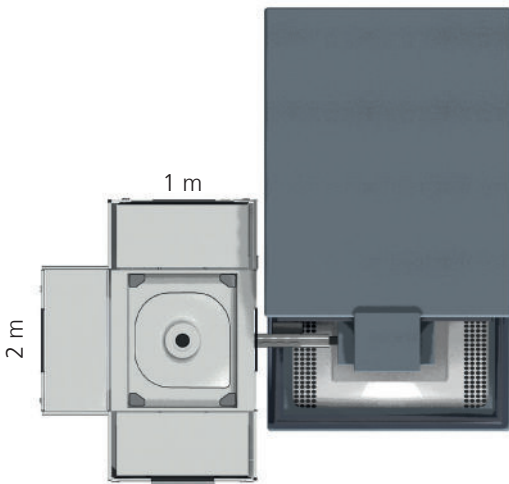


When lowering to the exchange position, the robot is reliably aligned via the positioning.

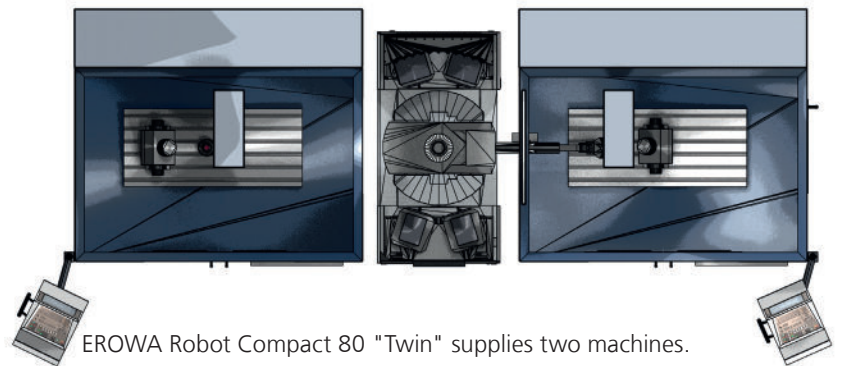
# So little Space

More autonomy for your machine, but only little space? A typical case for an EROWA Robot Compact 80. On a footprint of only 2 m<sup>2</sup>, it offers over 200 magazine positions. And if you want it to, it will supply two machines.







EROWA Robot Compact 80 with an additional magazine. Over 300 workpieces are available for machining.



EROWA Robot Compact 80 "Twin" supplies two machines.



EROWA Robot Compact 80 loads a 5-axis machining center from the side.



EROWA Robot Compact 80 in front of a milling machine. Is pushed to the side if necessary.



EROWA Robot Compact 80 between an EDM machine and a milling center.

**ALWAYS FITS**

- Between machines
- Beside machines
- In front of machines



# 30 Years of Experience

Long experience – short start-up.  
EROWA robots consist of sophisticated, standardized components. This allows short set-up times.

## Your critical benefits

- Everything from one single source
- Independent partner
- Perfect service with worldwide presence
- Experience with over 4000 robots
- Standardized interfaces
- Long-life systems
- Integrated security system












## The Facts

- Only 2 m<sup>2</sup> for over 200 magazine positions
- Supplies one or two machines
- Flexible magazine configuration
- Mono-block design
- Over 300 pallet positions with additional magazine

## Extension options

- Automatic gripper change depending on pallet size
- Automatic pallet identification via chip
- Sliding unit for machine access
- Sliding doors for magazines
- Airdock for direct air supply to table chucks

**MAX. NUMBER OF AVAILABLE PALLET POSITIONS PER MAGAZINE LEVEL  
(DEPENDING ON THE WORKPIECE SIZE)**

	<b>EROWA Tooling</b>	<b>Standard Magazine level</b>
	ITS Compact holder	11
	ITS 50 / ITS 50 C Holder	11
	ITS Holder 72	11
	ITS Pallet 115	5
	ITS Pallet 148	5
	PM 56	11
	PM 85	9
	PM 128	5
	PC 210	3
	UPC	2
	PalletSet W	2 or 3* * depending on the version

### TECHNICAL DETAILS

Transfer weight	<b>80 kg</b>
Swivel arm	<b>Yes</b>
Gripper change	<b>Yes</b>
Weight per level	<b>up to 180 kg</b>
Weight per rack magazine	<b>1,000 kg</b>
Two-machine operation	<b>Yes</b>

### TRANSFER AXIS

X-axis travel	<b>1,380 mm</b>
Z-axis travel	<b>1,680 mm</b>
Swivel range	<b>350°</b>
System size LxWxH mm	<b>2,014x1,069x2,612</b>

### MAGAZINES

Two integrated magazines	<b>max. 12 levels per magazine</b>
Third magazine (option)	<b>max. 12 levels</b>
Loading station UPC/PC210 (option)	<b>Yes</b>
Pass-through magazine for	<b>Yes</b>
ITS Compact/50/72 hanging	

### ELECTRONICS

Automatic pallet recognition	<b>Yes / EWIST™</b>
Process control system interface	<b>Yes</b>

### SYSTEM GRIPPERS



RCS 5 gripper for PalletSet W.  
At the same time, interface for all other exchange grippers.  
Load capacity horizontally/vertically max. 80 kg.



PC210 gripper for PC210 pallets with ring groove. Load capacity horizontally/vertically max. 80 kg.



ITS 148 gripper for ITS 148 pallets.  
Load capacity horizontally max. 40 kg, vertically max. 30 kg.



ITS 115 gripper for ITS 115 pallets.  
Load capacity horizontally max. 40 kg, vertically max. 30 kg.



Gripper for ITS holder 72  
Load capacity horizontally max. 20 kg, vertically max. 10 kg.



S gripper for ITS holder.  
Load capacity horizontally max. 20 kg, vertically max. 10 kg.



S gripper for ITS holder C.  
Load capacity horizontally max. 20 kg, vertically max. 10 kg.



Combo gripper for ITS and Compact tooling. Load capacity horizontally max. 8 kg, vertically max. 5 kg.

# The next step

Important things need to be planned. And your next step is certainly among the important things. It is your start into a new, efficient era. We are pleased to be with you on the way. As consultants, in practice. For you to know at all times what you're engaging in. The next EROWA branch office is not far – **take the step.**



## USA

EROWA Technology, Inc.  
North American Headquarters  
2535 South Clearbrook Drive  
Arlington Heights, IL 60005  
USA  
Tel. 847 290 0295  
Fax 847 290 0298  
e-mail: [info@erowa.com](mailto:info@erowa.com)  
[www.erowa.com](http://www.erowa.com)

## Italy

EROWA Tecnologie S.r.l.  
**Sede Legale e Amministrativa:**  
Via Alfieri Maserati 48  
IT-10095 Grugliasco (TO)  
Italy  
Tel. 011 9664873  
Fax 011 9664875  
[info@erowa.it](mailto:info@erowa.it)  
[www.erowa.com](http://www.erowa.com)

## Unità di Treviso:

Via Leonardo Da Vinci 8  
IT-31020 Villorba (TV)  
Italy  
Tel. 0422 1627132

## Singapore

EROWA South East Asia Pte. Ltd.  
56 Kallang Pudding Road  
#06-02, HH@Kallang  
Singapore 349328  
Singapore  
Tel. 65 6547 4339  
Fax 65 6547 4249  
[sales.singapore@erowa.com](mailto:sales.singapore@erowa.com)  
[www.erowa.com](http://www.erowa.com)

## Japan

EROWA Nippon Ltd.  
Sibadaimon Sasano Bldg.  
2-6-4, Sibadaimon, Minato-ku  
105-0012 Tokyo  
Japan  
Tel. 03 3437 0331  
Fax 03 3437 0353  
[info@erowa.co.jp](mailto:info@erowa.co.jp)  
[www.erowa.com](http://www.erowa.com)

## Switzerland

EROWA AG  
Knutwilerstrasse 3  
CH-6233 Büron  
Switzerland  
Tel. 041 935 11 11  
Fax 041 935 12 13  
[info@erowa.com](mailto:info@erowa.com)  
[www.erowa.com](http://www.erowa.com)

## France

EROWA Distribution France Sàrl  
PAE Les Glaisins  
12, rue du Bulloz  
FR-74940 Annecy-le-Vieux  
France  
Tel. 4 50 64 03 96  
Fax 4 50 64 03 49  
[erowa.france@erowa.com](mailto:erowa.france@erowa.com)  
[www.erowa.com](http://www.erowa.com)

## Spain

EROWA Technology Ibérica S.L.  
c/ Avda. Cornellà, 142 7ª 3ª ext.  
E-08950 Esplugues de Llobregat - Barcelona  
Spain  
Tel. 093 265 51 77  
Fax 093 244 03 14  
[erowa.iberica.info@erowa.com](mailto:erowa.iberica.info@erowa.com)  
[www.erowa.com](http://www.erowa.com)

## China

EROWA Technology (Shanghai) Co., Ltd.  
G/F, No. 24 Factory Building House  
69 Gui Qing Road (Caohejing Hi-tech Park)  
Shanghai 200233, PRC  
China  
Tel. 021 6485 5028  
Fax 021 6485 0119  
[info@erowa.cn](mailto:info@erowa.cn)  
[www.erowa.com](http://www.erowa.com)

## Germany

EROWA System Technologien GmbH  
Gewerbegebiet Schwadernmühle  
Roßendorfer Straße 1  
DE-90556 Cadolzburg/Nbg  
Germany  
Tel. 09103 7900-0  
Fax 09103 7900-10  
[info@erowa.de](mailto:info@erowa.de)  
[www.erowa.de](http://www.erowa.de)

## Scandinavia

EROWA Technology Scandinavia A/S  
Fasanvej 2  
DK-5863 Ferritslev Fyn  
Denmark  
Tel. 65 98 26 00  
Fax 65 98 26 06  
[info.scandinavia@erowa.com](mailto:info.scandinavia@erowa.com)  
[www.erowa.com](http://www.erowa.com)

## Eastern Europe

EROWA Technology Sp. z o.o.  
Eastern Europe  
ul. Spółdzielcza 37-39  
55-080 Kąty Wrocławskie  
Poland  
Tel. 71 363 5650  
Fax 71 363 4970  
[info@erowa.com.pl](mailto:info@erowa.com.pl)  
[www.erowa.com](http://www.erowa.com)

## India

EROWA Technology (India) Private Limited  
No: 6-3-1191/6, Brij Tarang Building  
Unit No-3F, 3rd Floor, Greenlands, Begumpet,  
Hyderabad 500016 (Telangana)  
India  
Tel. 040 4013 3639  
Fax 040 4013 3630  
[sales.india@erowa.com](mailto:sales.india@erowa.com)  
[www.erowa.com](http://www.erowa.com)